

## PRODUCT SPECIFICATIONS

Supply Voltage: 230-240V ~ 50 Hz  
Standby: < 0.5 W  
Output Rating Fan Motor: 50 W  
Output Rating LED Light: 15 W  
Light Dimmer: Non-dimmable

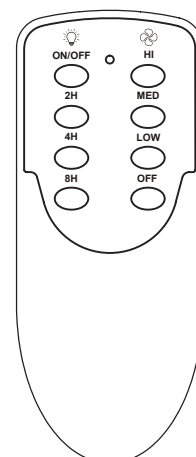
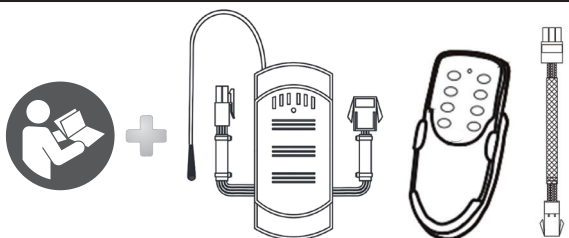
**WARNING:** THIS PRODUCT MUST BE  
INSTALLED BY A LICENSED ELECTRICIAN

THE INSPIRE REMOTE CONTROL KIT IS COMPATIBLE  
WITH INSPIRE CEILING FANS ONLY.

PLEASE READ ALL INSTRUCTIONS CAREFULLY. RETAIN FOR FUTURE REFERENCE.

## BOX CONTENTS

- Remote control
- Remote receiver
- Remote mounting bracket
- 2 x Screws and lugs for bracket
- Instruction manual
- Loom



## 1 IMPORTANT CONSIDERATIONS

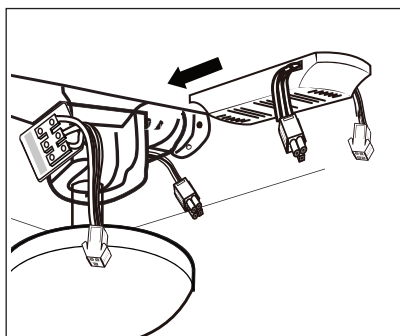
1. Remote control kit is adaptable with hangsure brackets for ceiling fans.
2. The remote control cannot be used in combination with a wall mounted fan controller.
3. Fan can be directly connected using the cable connector (provided) on the remote control kit.
4. If the fan model has lights, you can use both the remote and wall control to switch ON/OFF the lights.
5. The remote and the receiver have already been paired during manufacturing.

## 2 INSERTING THE RECEIVER AND CONNECT THE QUICK CONNECTOR

### STEP 1

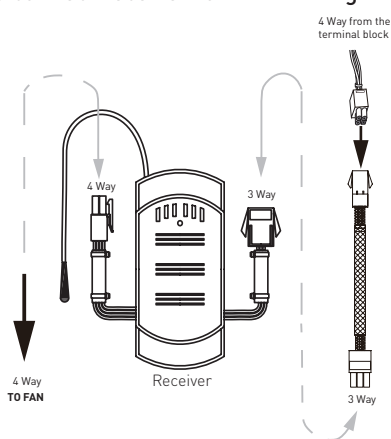
Unplug the Inspire fan quick connector from the terminal block.

Insert the receiver into the gap between hanger ball and bracket.

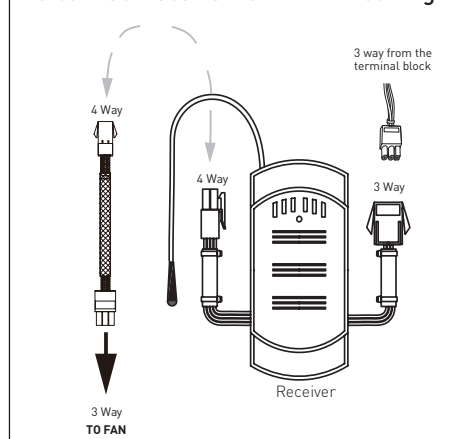


### STEP 2

To connect receiver to FAN with Light



To connect receiver to FAN without Light

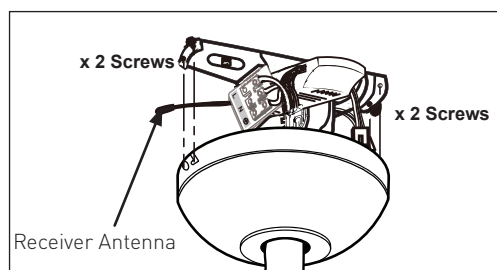


### STEP 3

#### Hangsure Canopy

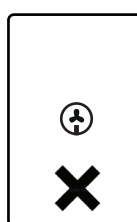
Tighten with 4 screws to the bracket. Make sure wires are not trapped in between.

The receiver antenna can be left inside the metal canopy.

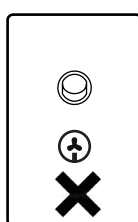


## 3 WALL ISOLATOR AND REMOTE COMPATIBILITY

While installing a remote control, it must be installed in conjunction with wall plate.

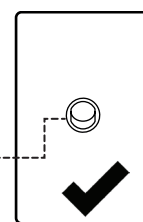


(Must remove these wall plates  
if installing RCF Inspire remote)



Must replace 3 speed controller  
with a wall switch.

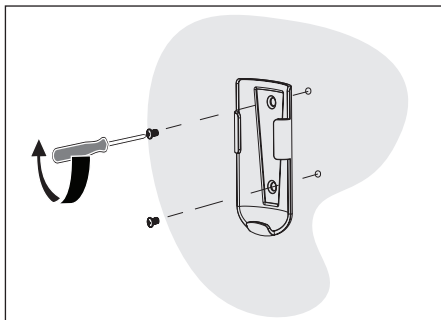
Must connect existing motor active  
wire to the new wall plate.



(This wall plate is not  
supplied with this kit)

## 4 BATTERY INSTALLATION

- 2 x AAA 1.5 V batteries are required to operate the remote control.
- Pull out the battery cover and install the batteries.
- Ensure the polarity is correct as shown in the battery compartment.
- Please remove the batteries if you intend not to use the ceiling fan for any long periods of time.



Install the fan remote bracket on the wall as shown.

## 5 REMOTE CONTROL

Remote Control	Mode	Operation
	Timer	Allows the fan to run for a further 2/4/8 hours of operation before switching OFF automatically. Does not affect the light output.
	Fan ON	Press speed buttons
	Fan Speed	3 fan speeds can be selected. Press any speed control button (Low, Med or High)
	Light	ON /OFF
	Operation Range	10 m (free air)

### Compatible Inspire Ceiling Fans

RCFTRI12H4WE	Inspire Ceiling Fan Plywood with Light, 4 Blades, 1220 mm, 48", Hangsure - White
RCFTRI12H4BL	Inspire Ceiling Fan Plywood with Light, 4 Blades, 1220 mm, 48", Hangsure - Black
RCF12H4WE	Inspire Ceiling Fan Plywood, 4 Blades, 1220 mm, 48", Hangsure - White
RCF12H4BL	Inspire Ceiling Fan Plywood, 4 Blades, 1220 mm, 48", Hangsure - Black
RCF12H4BS	Inspire Ceiling Fan Plywood, 4 Blades, 1220 mm, 48", Hangsure - Silver
RCFTRI14H4WE	Inspire Ceiling Fan Plywood with Light, 4 Blades, 1420 mm, 56", Hangsure - White
RCFTRI14H4BL	Inspire Ceiling Fan Plywood with Light, 4 Blades, 1420 mm, 56", Hangsure - Black
RCF14H4WE	Inspire Ceiling Fan Plywood, 4 Blades, 1420 mm, 56", Hangsure - White
RCF14H4BL	Inspire Ceiling Fan Plywood, 4 Blades, 1420 mm, 56", Hangsure - Black

### PRODUCT NOTES

1. This product must be installed by a licensed electrician and used as per these instructions.
2. During installation a switch disconnection should be incorporated in the supply circuit.
3. This product contains no serviceable parts and no attempt should be made to repair this product. If the product is faulty it should be discarded.
4. This product must be cleaned periodically with a damp cloth. Cleaning agents and solvents should never be used.
5. This product has been designed to operate in ambient temperatures between 5°C to 40°C.
6. The fans must be securely attached to a structural member for support. Fixing means (hooks & brackets) must be fixed to the structural member with sufficient strength to with stand 4 times the weight of the ceiling fan.
7. This product is not suitable for marine environments such as areas subjected to salt spray and/or mist.
8. This product is not intended for use by young children or infirm persons without supervision. Young children should be supervised to ensure that they do not play with the product.
9. Extended exposure to UV rays (such as exposure to direct sunlight) may cause discolouration of this product.
10. The material in this product may vary in colour from batch to batch. Colour matching from one batch to another cannot be guaranteed.
11. This product has been designed to operate on a nominal supply voltage of 230-240 V a.c. 50 Hz.
12. Legrand reserves the right to modify the specification of this product at anytime.

### Warranty Statements

- Legrand ("we or us") has given each purchaser who is a consumer ("you") a warranty against defects in its products.
- As a consumer, you are entitled to the benefit of the Warranty and should read and understand its terms. In addition, for the purposes of the Australian and New Zealand Consumer Laws, we note the following:
  - If we accept your claim under the Warranty we will reimburse all your reasonable expenses in making and pursuing the claim, including the cost of reimbursement of any defective products returned in the ordinary course to us at the address above by post or other agreed means. Any such claim must be made within 14 days of your receiving notice of our acceptance of your claim and include any necessary supporting documentation or invoices.
  - As a consumer, you have rights under the Australian and New Zealand Consumer Laws and may have rights under other applicable laws which cannot be excluded, restricted or modified. Those rights are in addition to any rights you have under the Warranty.
  - Legrand warrants this product for a period of 2 years from the date of purchase. Our goods (which we refer to in the Warranty as the Products) come with guarantees that cannot be excluded under the Australian and New Zealand Consumer Laws. You are entitled to a replacement or a refund for a major failure and compensation for any other reasonably foreseeable loss or damage. You are also entitled to have the goods repaired or replaced if the goods fail to be of acceptable quality and the failure does not amount to a major failure.

- Our contact details for the purpose of any claims made under the Warranty are below. Any claim under the Warranty must be sent in writing to the following address:

#### AUSTRALIA ONLY

Legrand Australia Pty Ltd  
Nexus Industry Park  
Bldg 4, 43-47 Lyn Parade  
PRESTONS, NSW 2170  
1300 369 777  
sales.orders@legrand.com.au

#### NEW ZEALAND ONLY

Legrand New Zealand Ltd  
106-124 Target Rd  
GLENFIELD, AUCKLAND  
0800 476 009  
nz.sales@legrand.co.nz

